

**PLANNED
PARENTHOOD**
FEDERATION OF AMERICA

Annual Report
2009-2010

A Message From Our Chair and President



Valerie McCarthy, *PPFA Chair*

For Planned Parenthood, 2009–2010 was a year to celebrate tremendous new prospects for improving health in America and the world — and to prepare for some of the most intense challenges in the history of our movement.

In the latter half of 2009 — in what will surely be remembered as a pivotal achievement — Planned Parenthood worked with its supporters across the nation to help shape and pass the Affordable Care Act. Thanks to Planned Parenthood’s tireless efforts in the face of staunch opposition, the new law expands care to millions of women and protects women’s access to essential reproductive care. The heroic victory culminated on March 23, 2010, when President Barack Obama put his pen to the landmark legislation, ushering in a promising new era of health care.

Against this backdrop of sweeping health care changes, Planned Parenthood continued to carry out and expand the unique mission it has pursued for nearly a century — to provide the women, teens, and families of America with access to quality, affordable care and to provide education and information that empowers them to lead healthier lives.



Cecile Richards, *PPFA President*

In 2009–2010, Planned Parenthood’s 88 affiliates operated 840 health centers. In the midst of a struggling economy, Planned Parenthood health centers cared for three million people, providing contraception to 2.2 million patients, over 1.1 million pregnancy tests, 770,000 Pap tests, nearly 750,000 breast exams, and more than four million tests for STDs, including HIV tests.

Thanks to an increasingly robust online presence, Planned Parenthood multiplied the numbers it reached through health centers. Throughout the year, plannedparenthood.org received more than 22 million visits from people in the U.S. and around the world in search of reliable reproductive and sexual health information. And with the launch of its text and chat programs, Planned Parenthood opened the door to a day when patients will be able to get help from Planned Parenthood anywhere, anytime.

With the largest network of sex educators in the country, Planned Parenthood health centers reached more than 1.1 million adolescents and parents during the year with information and education to help them make informed decisions and stay safe. In 2010, the Obama administration established a Teen Pregnancy Prevention Initiative for funding effective sex education programs. Planned Parenthood's national office worked with affiliates across the country to develop proposals, which — in FY 2011 — would secure \$22 million in grants as part of the initiative. During the year, Planned Parenthood also distributed hundreds of thousands of client-education pamphlets to help people make informed choices.

The year was also one in which Planned Parenthood reached out in important ways to the global community. In 2009–2010, Planned Parenthood provided \$1.6 million in grants to 48 partner organizations in Africa, Asia, Latin America, and the Caribbean, enabling the delivery of reproductive health care to more than 655,000 women and adolescents. An additional 245,000 women, men, and young people participated in sex education programs supported by these grants in several nations.

Every day of the year, we are grateful for the millions of people who stand with us as supporters and advocates. Building this base of support and inspiring a new generation of young leaders is the key to securing our future and keeping us strong.

As Planned Parenthood reaches out to a new generation of patients, we salute the health professionals, staff, volunteers, supporters, and donors who make our work possible. It is because of them that we are able to advance our mission to ensure that everyone in America and around the world has access to the health care they need and deserve.

Thank you for all you do to help Planned Parenthood create the healthiest generation ever.

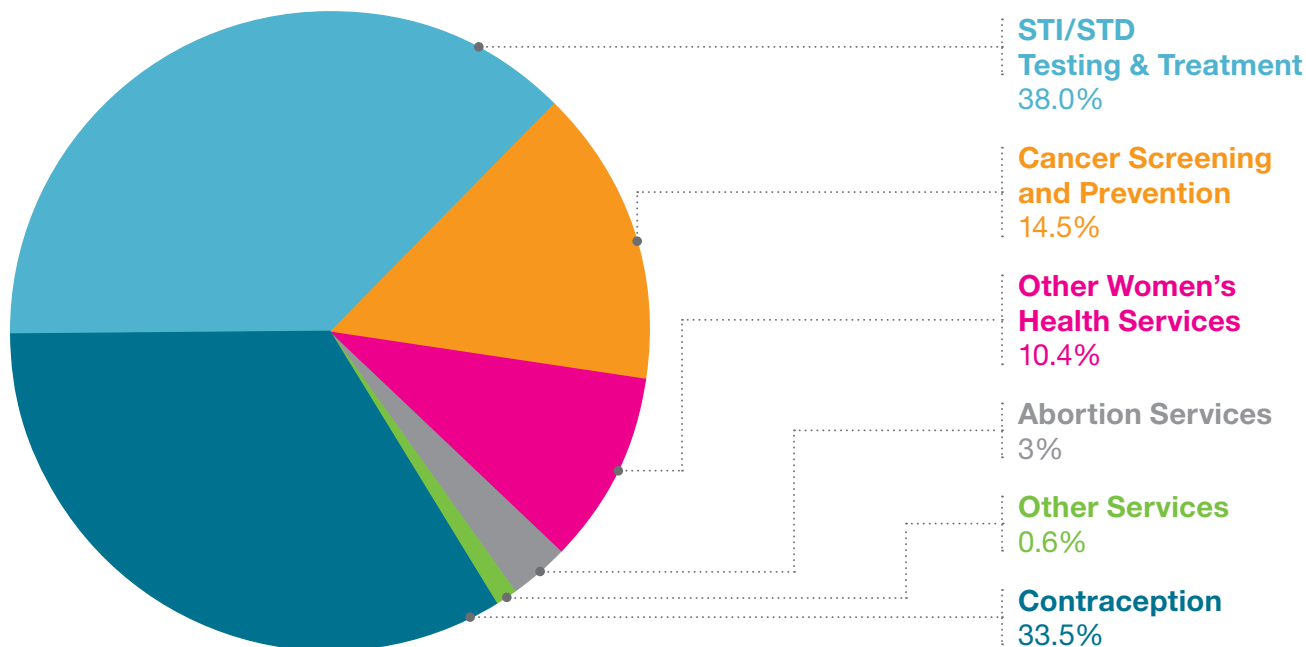


Valerie McCarthy,
PPFA Chair



Cecile Richards,
PPFA President

2010 Affiliate Medical Services Summary*



* Patient Care Provided by Planned Parenthood Affiliate Health Centers in 2010

** Reversible Contraceptive Methods, Women (percentage) chosen by Planned Parenthood Clients, 2010:

Oral	39.5
Non-prescription Barrier	17.8
No Method	11.9
Progestin-only Injectables	9.4
Other/Unknown	8.4
Combined Hormone Ring	5.7
IUD	4.1
Combined Hormone Patch	2.3
Contraceptive Implant	0.7
Prescription Barrier	0.1
Fertility Awareness-based Methods	0.1
(rounded to nearest tenth percent)	(PPFA, 2011)

*** A colposcopy examination aids in the diagnosis and treatment of abnormal growth cells in the cervix. LOOP/LEEP and cryotherapy are treatments for abnormal growths.

**** Family Practice Services: Some affiliate health centers offer comprehensive Family Practice Services, which may include treatment of acute and chronic disease, minor office procedures, evaluations for referral to specialists, authorization for hospital care, health assessments, and well-person/well-child preventive maintenance. Other affiliate health centers provide Limited Family Practice Services, which may include assessment and management of uncomplicated conditions related to the skin (e.g., acne, contact dermatitis, tinea corporis, etc.); the gastrointestinal system (e.g., diarrhea, gastroenteritis, irritable bowel syndrome, etc.); ear, eye, nose, throat, and respiratory system (e.g., bronchitis, conjunctivitis, sinusitis, etc.); medication management of previously evaluated controlled hypertension; and medication management of previously evaluated hypothyroidism.

***** Some examples in this category include WIC services (a federally funded nutrition program for low-income women, infants, and children up to the age of five), pediatric care, and immunizations.

***** A service is a discrete clinical interaction, such as the administration of a physical exam or STI test or the provision of a birth control method. In 2010, Planned Parenthood health centers saw approximately three million patients, who collectively received nearly 11 million services during nearly five million clinical visits.

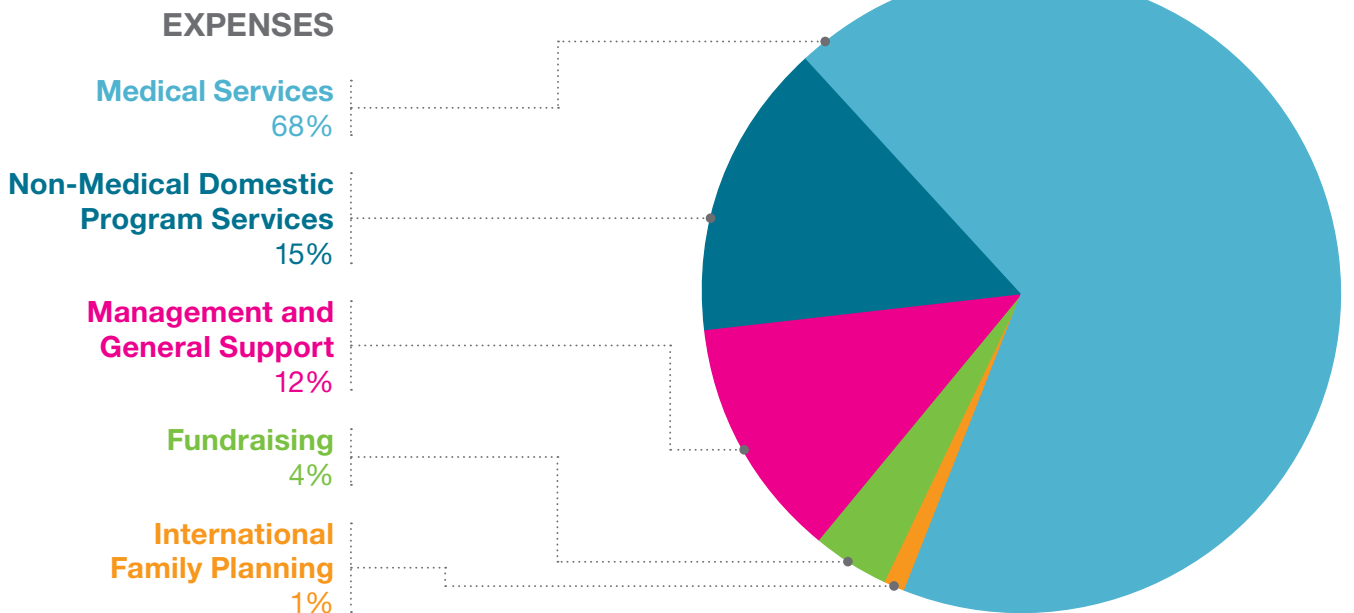
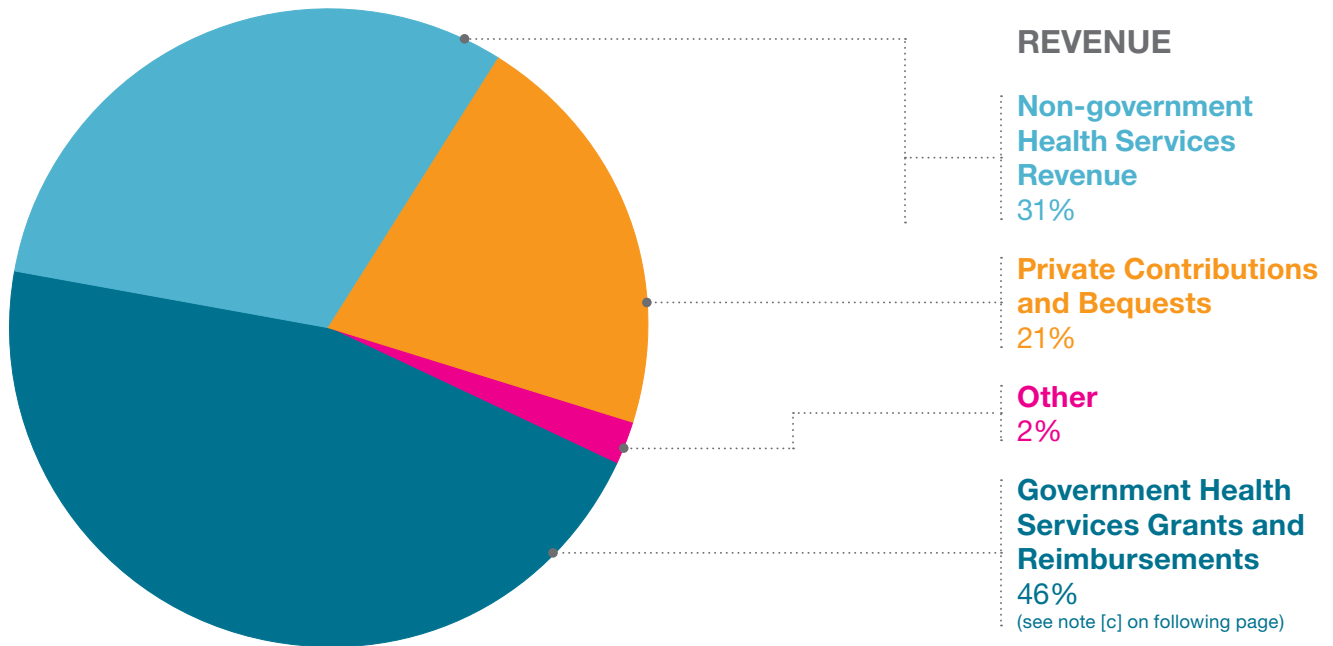
	2009	2010
STI/STD Testing & Treatment		
STI Tests, Women and Men	3,440,164	3,552,955
Genital Warts (HPV) Treatments	56,758	51,197
HIV Tests, Women and Men	537,342	574,901
	4,034,264	4,179,053
Contraception		
Reversible Contraception Clients, Women**	2,327,662	2,219,726
Emergency Contraception Kits	1,537,180	1,461,816
Female sterilization procedures	756	605
Vasectomy Clients	3,303	3,290
	3,868,901	3,685,437
Cancer Screening and Prevention		
Pap Tests	904,820	769,769
HPV Vaccinations	44,924	34,130
Breast Exams/ Breast Care	830,312	747,607
Colposcopy Procedures***	46,062	41,549
LOOP/LEEP Procedures***	2,692	2,432
Cryotherapy Procedures***	2,001	1,254
	1,830,811	1,596,741
Other Women's Health Services		
Pregnancy Tests	1,029,821	1,113,460
Prenatal Services	40,489	31,098
	1,070,310	1,144,558
Abortion Services		
Abortion Procedures	331,796	329,445
Other Services		
Family Practice Services, Women and Men****	45,151	35,062
Adoption Referrals to Other Agencies	977	841
Other Procedures, Women and Men*****	56,204	32,229
	102,332	68,132
Total Services*****	11,238,414	11,003,366

Combined Balance Sheet: National and Affiliates

June 30, 2010
[All Amounts in Millions]

	AFFILIATES	NATIONAL OFFICE	ELIMINATIONS [b]	TOTAL [a]
ASSETS				
Current Assets	513.8	20.0	-4.1	529.7
Property, Equipment, Endowment, Other	570.5	126.9	-2.3	695.1
Total Assets	1,084.3	146.9	-6.4	1,224.8
LIABILITIES & NET ASSETS				
Current Liabilities	103.6	14.5	-4.1	114.0
Mortgages, Notes Payable, Other	80.4	23.1	-2.3	101.2
Total Liabilities	184.0	37.6	-6.4	215.2
Net Assets				
Unrestricted	352.6	45.2		397.8
Property & Equipment	304.6	2.4		307.0
Temporarily Restricted	100.3	41.4		141.7
Permanently Restricted	142.8	20.3		163.1
Total Net Assets	900.3	109.3		1,009.6
Total Liabilities & Net Assets	1,084.3	146.9	-6.4	1,224.8

Combined Statement of Revenue, Expenses and Changes in Net Assets



Combined Statement of Revenue, Expenses and Changes in Net Assets

REVENUE	AFFILIATES	NATIONAL OFFICE	ELIMINATIONS [b]	TOTAL [a]
Non-government Health Services Revenue	320.1			320.1
Government Health Services Grants and Reimbursements	487.4 [c]			487.4 [c]
Private Contributions and Bequests	152.8	73.0	-2.0	223.8 [d]
Support From Affiliates		13.3	-13.3	
Other Operating Revenue	9.6	7.3		16.9
Total Revenue	969.9	93.6	-15.3	1,048.2

SUMMARY OF FINANCIAL ACTIVITIES FOR THE YEAR ENDED JUNE 30, 2010

Our broad base of committed donors provides approximately 78 percent of the national organization's revenue and nearly 16 percent of affiliate revenue — evidence of our powerful grassroots support.

Planned Parenthood Federation of America, Inc., is a tax-exempt corporation under Internal Revenue Service code section 501(c)(3) and is not a private foundation (Tax ID #13-1644147). Contributions are tax deductible to the fullest extent available under the law.

The IRS classifies the Planned Parenthood Action Fund as a 501(c)(4) not-for-profit organization. Contributions are not tax deductible.

A list of all organizations that received contributions from PPFA during the year that ended June 30, 2010, may be obtained by writing to PPFA, 434 West 33rd Street, New York, NY 10001. Audited financial statements are available upon request from the Office of the Attorney General, Department of Law, Charities Bureau, 120 Broadway, New York, NY 10271.

[a] National organization figures reflect operations of Planned Parenthood Federation of America, Inc., Planned Parenthood Action Fund, Inc. (including its Political Action Committee and other segregated fund, Planned Parenthood Votes), The Planned Parenthood Foundation and NGHN, Inc. for the year ended June 30, 2010. Affiliate figures reflect the operations of 97 Planned Parenthood affiliates and are based on amounts reported in affiliate audited financial statements for fiscal years ended during 2009.

[b] Payments and receipts between affiliates and the national organization have been eliminated. These include dues and rebates. Related adjustments have been made to the balance sheet.

[c] The apparent increase in this line item (categorized as "Government Grants and Contracts" in the 2008-2009 annual report) stems mainly from a change in the way revenue data are presented in this year's report. The current report groups revenues by source (either government or non-government) rather than the manner of disbursement (income versus grants and contracts). In past reports, payments from Medicaid managed care plans have appeared as "health center income" rather than "government grants and contracts" because of the method of payment. Those same payments are listed as "Government Health Services Grants and Reimbursements" this year to reflect the ultimate source of the funds.

[d] Includes corporate contributions, foundation grants, and support from more than 528,000 active individual contributors, including individual contributions received through International Service Agencies and Federal Service Campaigns (on-the-job solicitation and contributions through payroll deduction plans for employees of federal and state governments and participating corporations). This also includes \$15.1 million of bequests.

[e] Expenses do not include capitalized expenditures for property, plant, and equipment and repayment of related loans, but do include depreciation and amortization of such property, plant, and equipment and interest expense on such loans.

For The Year Ended June 30, 2010
Operating & Other Funds [All Amounts in Millions]

EXPENSES	AFFILIATES	NATIONAL OFFICE	ELIMINATIONS [b]	TOTAL [a]
Domestic Programs				
A. Medical Services	699.2			699.2
B. Sexuality Education	42.0			42.0
C. Public Policy	56.2			56.2
D. Services To The Field of Family Planning		14.3		14.3
E. Service To Affiliates		44.0	-2.0	42.0
Total Domestic Programs	797.4	58.3	-2.0	853.7
International Family Planning Programs				
		6.1		6.1
Total Program Services	797.4	64.4	-2.0	859.8
SUPPORTING SERVICES				
A. Management And General	113.0	8.3		121.3
B. Fundraising	35.9	12.1		48.0
Total Supporting Services	148.9	20.4		169.3
OTHER EXPENSES				
A. Payments To Related Organizations	13.9		-13.3	0.6
Total Other Expenses	13.9		-13.3	0.6
Total Expenses	960.2	84.8	-15.3	1,029.7 [e]
Excess of Revenue Over Expenses	9.7	8.8		18.5
Other Changes In Net Assets	-4.9	1.3		-3.6
Net Assets: Beginning of Year	895.5	99.2		994.7
Net Assets: End of Year	900.3	109.3		1,009.6

2010-2011

Directors and Officers

PLANNED PARENTHOOD FEDERATION OF AMERICA BOARD OF DIRECTORS 2010-2011

Chair

Valerie McCarthy

Vice Chair

Lyn Schollett

Treasurer

Deborah De Witt

Secretary

Matthew Oppenheimer

Members

Kenetta Bailey
Cecilia Boone
Tara Broderick
Karen Campbell
Harry Carter
Cindy Chavez
Ellen Chesler, Ph.D.
Lida L. Coleman
Vicki Cowart
Annette Cumming
Amanda Dealey
Deborah De Witt
Brian Feldman
Bennie Fleming, Ed.D.
Elizabeth Hannley
Sasha Heinz
Bryan Howard
Dianne Luby
Elena Marks
Valerie McCarthy
Matthew Oppenheimer
Anna Quindlen

Dale Reiss
Rev. Kelvin Sauls
Lyn Schollett
Genevieve Shiroma
Shamina Singh
Jennifer Allan Soros
Kathleen Tait
Carolyn L. Westhoff, M.D.
Lou Zellner

PLANNED PARENTHOOD ACTION FUND BOARD OF DIRECTORS

Chair

Gina Glantz

Vice Chair

Jarrett Barrios

Secretary

Susan Yolen

Treasurer

Shamina Singh

Development Chair

Cecilia Boone

Members

Naomi Aberly
Joanne Egerman
Irma Esparza
Bryan Howard
Maria Teresa Kumar
Sunita Leeds
Minyon Moore
Jennifer Allan Soros
Sarah Stoesz
Michael Vachon

THE PLANNED PARENTHOOD FOUNDATION BOARD OF TRUSTEES

Chair

Annette Cumming

Vice Chair

Ellen Chesler

Secretary & Treasurer

Mandy Dealy

Trustee

Lida Coleman

Trustee

Deborah Dewitt

PLANNED PARENTHOOD FEDERATION OF AMERICA SENIOR MANAGEMENT TEAM

President

Cecile Richards

Chief Operating Officer

Maryana Iskander

Executive Vice President and Chief Financial Officer

Maria Acosta

Vice President, Medical Affairs

Vanessa Cullins, M.D., M.P.H., M.B.A.

Vice President, Affiliate Business Initiatives

Lisa David

Chief Human Resources Officer

Ron Mason

Vice President and General Counsel

Beth Otten

Vice President, CAPS

Lynne Randall

**Vice President,
Public Policy and Advocacy**

Laurie Rubiner

**Vice President,
Operations and Affiliate Relations**

Karen Ruffatto

**Managing Director,
Information Technology**

Michel Starker

Vice President, Communications

Stuart Schear

Vice President, Online Services

Tom Subak

**Interim Vice President,
Development and
Chief Development Officer**

Jennie Thompson

**Interim Vice President,
International Programs**

Mary-Jane Wagle

**2010-2011
PPFA ALUMNI ASSOCIATION
EXECUTIVE COMMITTEE****Chair**

Chris Sorensen

Vice-Chair

Jennifer Barefoot

Secretary

Cindy Ashley

Treasurer

Regina Jones

Chair, Nominating Committee

Betty Olinger

Chair, International Trip

Lucinda Emmet

Chair, Endowment Committee

Lucy Karl

Members

Dick Jensen

Bertha Thomas

Susie Wean

Planned Parenthood Federation of America is a founding member of the International Planned Parenthood Federation (IPPF), comprising family planning associations around 180 countries.

President

Jaqueline Sharpe, Ph.D.

Treasurer

Naomi Seboni, Ph.D.

Director-General

Gill Greer, Ph.D.

As of June, 30, 2010

**To learn more about how
Planned Parenthood is working to
create the healthiest generation ever
through health services, education,
and advocacy, please click here.**